

## A HIGHLAND WELCOME (Reel)

Dancers stand in fours, round the room, one couple facing clockwise and the other facing anti-clockwise, opposite each other. Each boy has his partner on his right. Slip step and skip change of step are described although walking steps could be used.

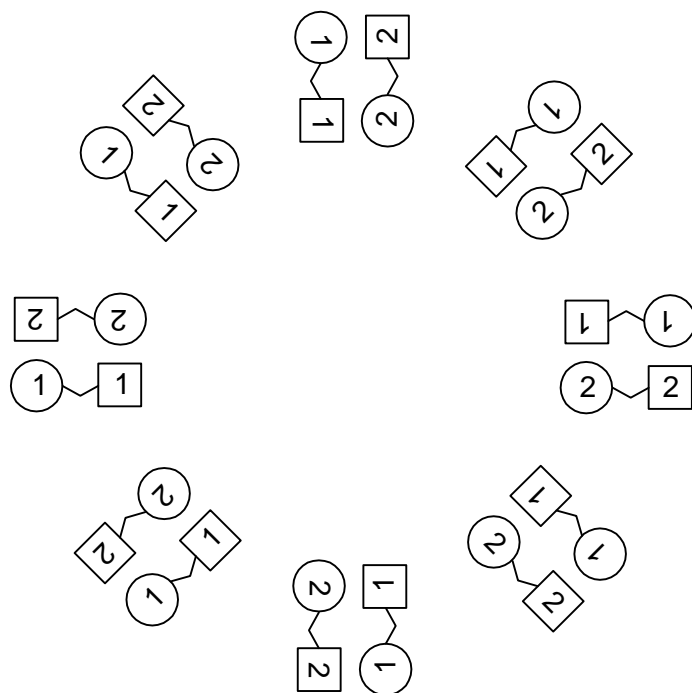
Bars	Description
1 – 8	Both couples circle to left (eight slip steps) and back to the right (eight slip steps) to finish where they started.
9 – 16	Both couples now dance right hands across (a wheel or star) with 4 skip change of step then left hands across with 4 skip change of step back to original place.
17 – 20	Turn the person opposite with left hand (4 skip change of step) to finish in own place.
21 – 24	Face own partner and turn with right hand (4 skip change of step). Finish facing the other couple with whom you have been dancing.
25 – 28	Joining nearer hands with partner, all advance with two skip change of step and retire with two skip change of step.
29 – 32	All couples facing clockwise make an arch and advance to meet the next couple. All couples facing anti-clockwise dance under the arch to meet the next couple. (four skip change of step).

Source – Dance Scottish No 1.

The name of this dance is taken from a verse by Robert Burns:-

When death's dark stream I ferry o'er  
A time that surely shall come  
In heaven itself I'll ask no more  
Than just "A HIGHLAND WELCOME".

# A HIGHLAND WELCOME - R.R./REEL



<p>Bars 1 - 4</p>	<p>Bars 5 - 8</p>	<p>Bars 9 - 12</p>	<p>Bars 13 - 16</p>
<p>Bars 17 - 20</p>	<p>Bars 21 - 24</p>	<p>Bars 25 - 28</p>	<p>Bars 29 - 32</p>

## THE MERRY REAPERS

(Jig)

3 couples in a four couple longwise set.

Music Bars	Description
1 – 8	1 <sup>st</sup> couple casts off two places. They meet below 3 <sup>rd</sup> couple and, taking nearer hands, dance up to the top of the set. 1 <sup>st</sup> couple then casts off again on their own sides into 2 <sup>nd</sup> place. 2 <sup>nd</sup> couple step up on bars 7 – 8.
9 – 16	2 <sup>nd</sup> , 1 <sup>st</sup> and 3 <sup>rd</sup> couples circle round to the left for eight slip steps and back to right (8 slip steps).
17 – 24	2 <sup>nd</sup> , 1 <sup>st</sup> and 3 <sup>rd</sup> couples turn their partners right hand (four skip change of step) returning to place, then repeat turning with the left hand.  1 <sup>st</sup> couple repeat with 3 <sup>rd</sup> and 4 <sup>th</sup> couples.

Source – RSCDS Graded Book.

# THE MERRY REAPERS 24 / J / 3

4

4

3

3

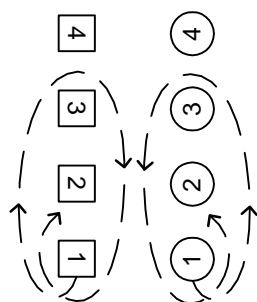
2

2

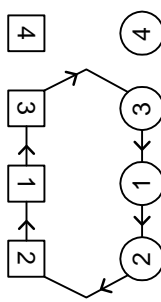
1

1

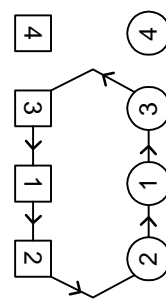
Top



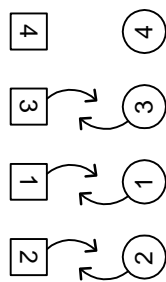
Bars 1 - 8



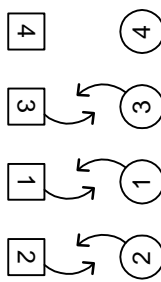
Bars 9 - 12



Bars 13 - 16



Bars 17 - 20



Bars 21 - 24

**RABBIE'S REEL**  
(Reel)

4 couple longwise set.

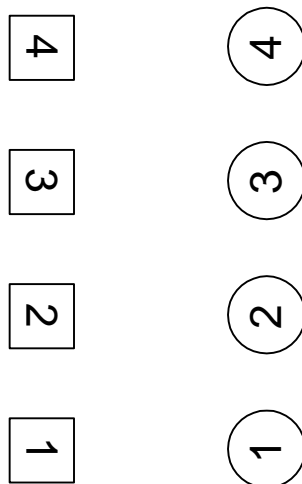
Music Bars	Description
1 – 8	1 <sup>st</sup> woman, followed by 2 <sup>nd</sup> , 3 <sup>rd</sup> and 4 <sup>th</sup> women, dance across the top of the set, down behind the men and back to place.
9 – 16	1 <sup>st</sup> man, followed by 2 <sup>nd</sup> , 3 <sup>rd</sup> and 4 <sup>th</sup> men, dance across the top of the set, down behind the women and back to place.
17 – 20	All four women dance round their partners, passing right shoulders, and back to place.
21 – 24	All four men dance round their partners, passing right shoulders, and back to place.
25 – 28	1 <sup>st</sup> couple lead down the middle to fourth place. 2 <sup>nd</sup> , 3 <sup>rd</sup> and 4 <sup>th</sup> couples step up on bars 27 -28.
29 – 32	All clap. (8 times).

Repeat with a new top couple.

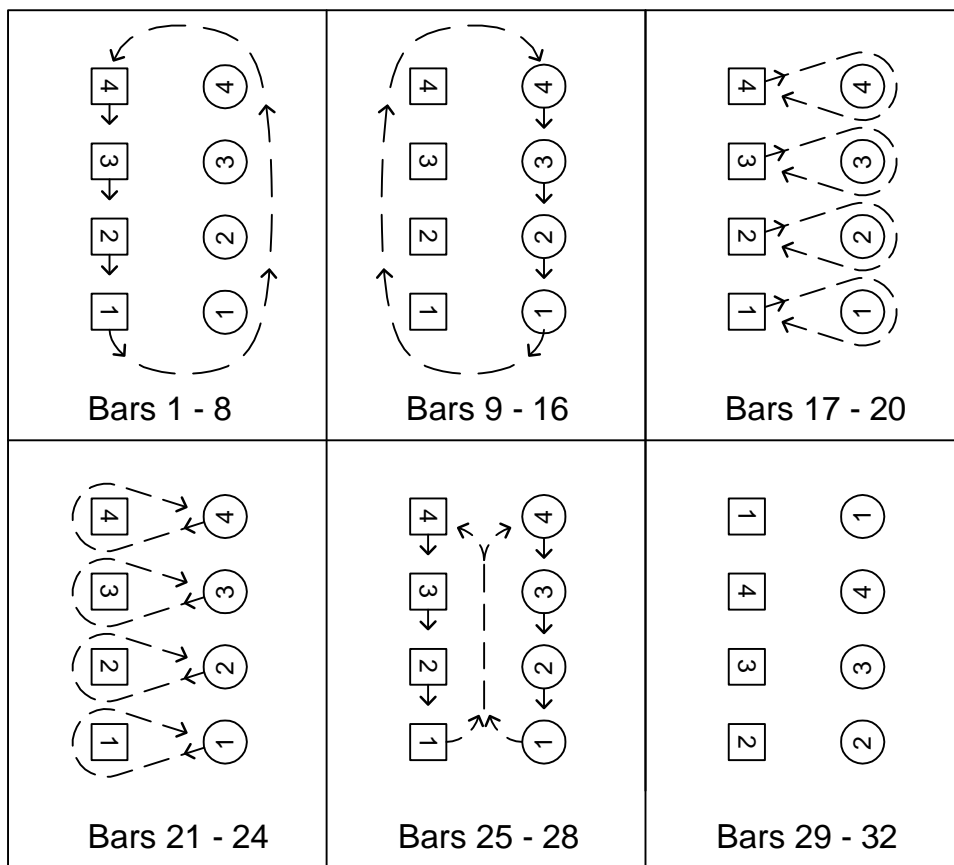
Source – RSCDS Book 40

Devised by members of Fife Council Physical Education Visiting Teacher Service for The Fife Scottish Country Dance Festival, 1996.

# RABBIE'S REEL 32 / R / 4



Top



## THE SELKIRK SETTLEMENT (Reel)

2 couples in a three couple longwise set.

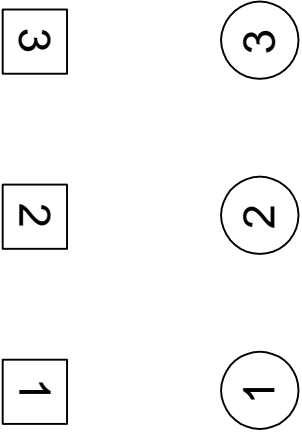
Music Bars	Description
1 – 8	1 <sup>st</sup> and 2 <sup>nd</sup> couples dance 8 skip change of steps around in a square formation back to place.
9 – 16	1 <sup>st</sup> couple lead down the middle and back up to 2 <sup>nd</sup> place. (2 <sup>nd</sup> couple step up on bars 3 and 4).
17 – 24	1 <sup>st</sup> couple dance a figure of eight round the 2 <sup>nd</sup> couple who are above them.
25 – 28	1 <sup>st</sup> and 2 <sup>nd</sup> couples dance back to back. (4 bars).
29 – 32	1 <sup>st</sup> and 2 <sup>nd</sup> couples turn their partners with the right hand once round. (4 bars).

Repeat having passed a couple.

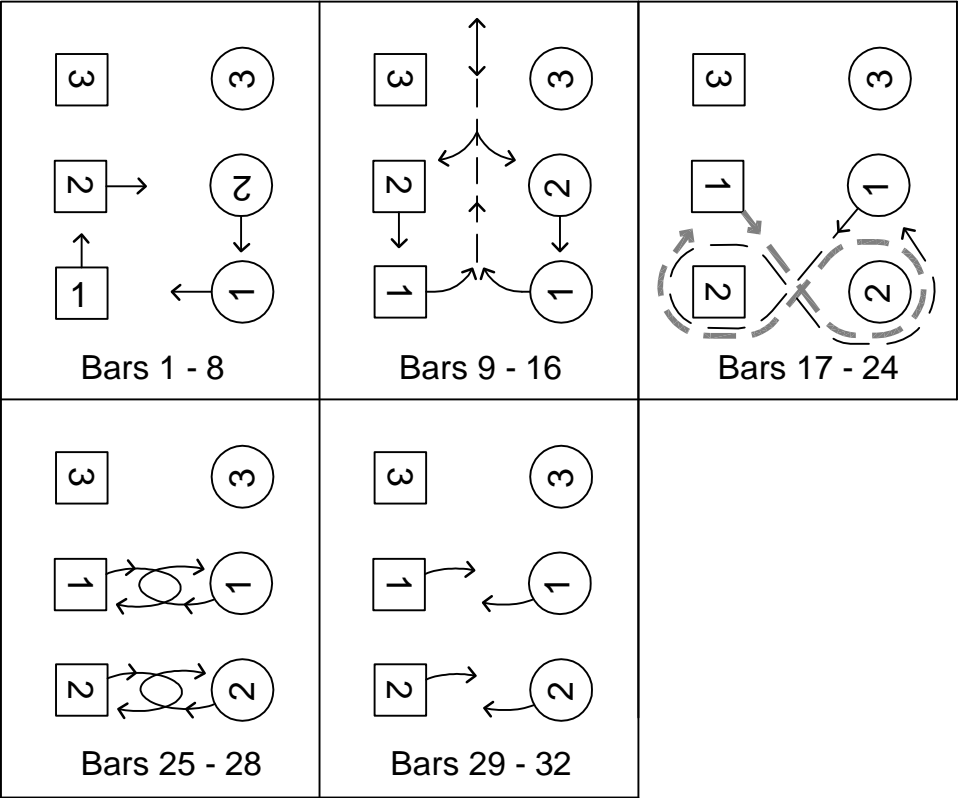
Devised by Christine M Wallace of the RSCDS Winnipeg Branch for the SAG Conference 2011, in honor of the upcoming Bi Centennial of the Selkirk Settlers in 2012.

Recommended music is a set of six simple reels by kind permission of Muriel Johnstone from her CD # SSCD29 "6X through the Dance" track 1, which can be obtained from the Winnipeg Branch.

THE SELKIRK SETTLEMENT 32 / R / 2



Top





## THE DASHING WHITE SERGEANT (Reel)

This is a very popular round the room social dance. In groups of six three facing three, either one boy between two girls, or one girl between two boys. The person in the middle of each three has their first partner on their right and the second on their left. Each group of three moves round the room in the same direction i.e. clockwise or anti-clockwise.

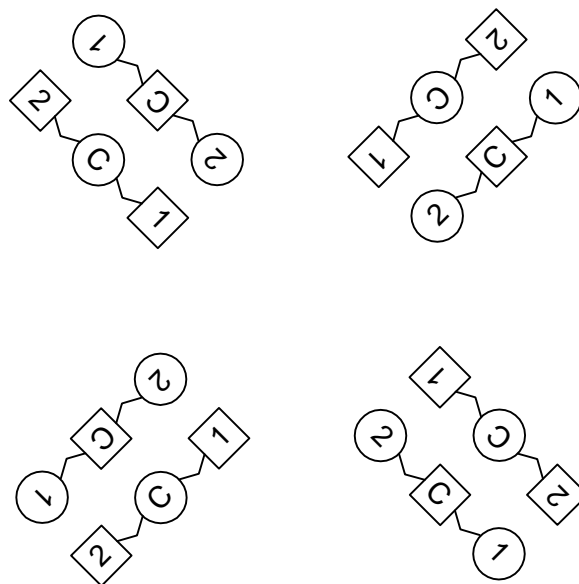
Music Bars	Description
1 – 8	All circle left then right. Finish in lines of three with the centre person facing their first partner.
9 – 16	Set to first partner and turn with two hands to finish facing their second partner. Set to second partner and turn with two hands to finish facing their first partner again.
17 – 24	Reel of three, starting with centre person passing their first partner with their left shoulder. Second partner starts the figure by dancing out to their left.
25 – 32	All join nearer hands and advance with two skip change of step and retire with two steps. Let go hands, and passing right shoulder with the person facing, move forward in threes to meet the next three (4 skip change of step).
	Alternative version (for bars 9 – 24)
9 – 16	Centre person face first partner, set and clap, turn with right arms linked. Repeat with second partner.
17 – 24	Centre person turn first partner left arm, then second partner with right arm and repeat.

Source – RSCDS Book 3.

This dance belongs to the latter part of the 19<sup>th</sup> century.

The Dashing White Sergeant refers to a girl who dresses as a soldier to follow her sweetheart.

# THE DASHING WHITE SERGEANT RR / REEL / TRIO



<p>Bars 1 - 4</p>	<p>Bars 5 - 8</p>	<p>Bars 9 - 12</p>
<p>Bars 13 - 16</p>	<p>Bars 17 - 24</p>	<p>Bars 25 - 28 29 - 32 - All Pass R</p>